

NEW RELEASE



Austratus


State-of-the-art,
modular system
for slatted timber
ceilings, walls
and screens

NEW THINKING. NEW SIMPLICITY.

A CEDAR SALES
INNOVATION

PART OF THE **modinex** GROUP





New thinking. New simplicity.

When it comes to inspiring spaces, nothing makes an impact quite like an architectural timber ceiling, wall or screen.

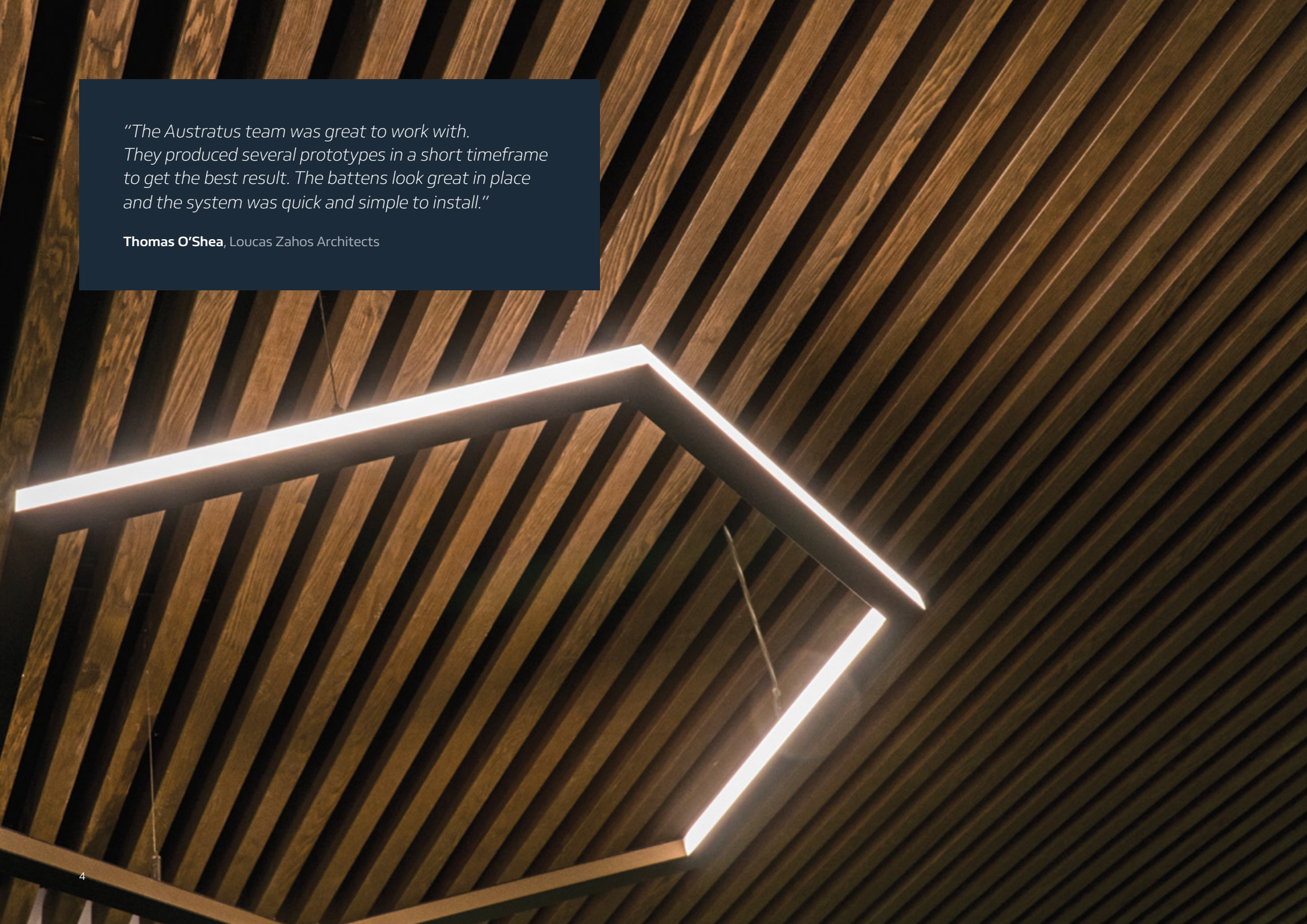
Colour, warmth, tone and texture – timber has a unique, sophisticated appeal.

However, the associated lead times, as well as the need for expert-installation skills, has traditionally rendered genuine timber statements out of reach for many commercial and residential projects ...until now.

Introducing Austratus, a new product innovation from architectural timber specialists, Cedar Sales.

Austratus is a state-of-the-art, modular system making slatted timber ceilings, walls and screens easier than ever.

**Be inspired. Get creative.
Make a statement.**

The background of the entire page is a photograph of a ceiling. The ceiling is composed of numerous dark, vertical wood slats that create a strong rhythmic pattern. A modern, angular light fixture is suspended from the ceiling. It consists of several long, thin, rectangular light bars connected at sharp angles, forming a geometric shape. The light fixture is illuminated from within, casting a warm, golden glow. The perspective is looking up at the ceiling, emphasizing the height and the texture of the wood.

"The Austratus team was great to work with. They produced several prototypes in a short timeframe to get the best result. The battens look great in place and the system was quick and simple to install."

Thomas O'Shea, Loucas Zahos Architects



The simplicity and convenience of the Austratus patented system

Austratus offers so much more than head-turning style.

Our patented fitting system allows continuous lengths of timber to be simply and easily clipped into a suspended ceiling. It can also be screwed directly onto existing walls and ceilings.

Fit-out companies, builders and architects will agree, Austratus makes it easy to achieve brilliant results. How?

- **Fast quotations** – no exacting site measures required – just the square meterage of your ceiling, wall or screen.
- **Reduced lead times** – the added convenience of our off-the-shelf system reduces lead times and keeps your project moving. Even coloured washed profiles are available within relatively short times.
- **Easy installation** – no specialist installation skills required.
- **Straightforward customisation** – on-site beam replacement and adjustments are a breeze.
- **Choice of stylish profile designs** – achieve your desired look with ease.
- **Designer palette** – pre-finished colour options unlock a world of creative possibilities.
- **Cost-effective** – when you choose Austratus, the convenience of quick quoting, reduced lead times, and easy on-site installation brings financial and time-saving benefits.



Packed with features

More than just good looks, the Austratus system offers choice, convenience and flexibility.



Comes **pre-finished** in **Fin, Flat** or **Fin Combo profiles** (various sizes). All fin profiles are **interchangeable**.



Choice of **Western Red Cedar** or **Hemlock** timber. Other species available on request.



Attaches to **suspended ceilings**.



Can be screwed directly onto **existing walls and ceilings**.



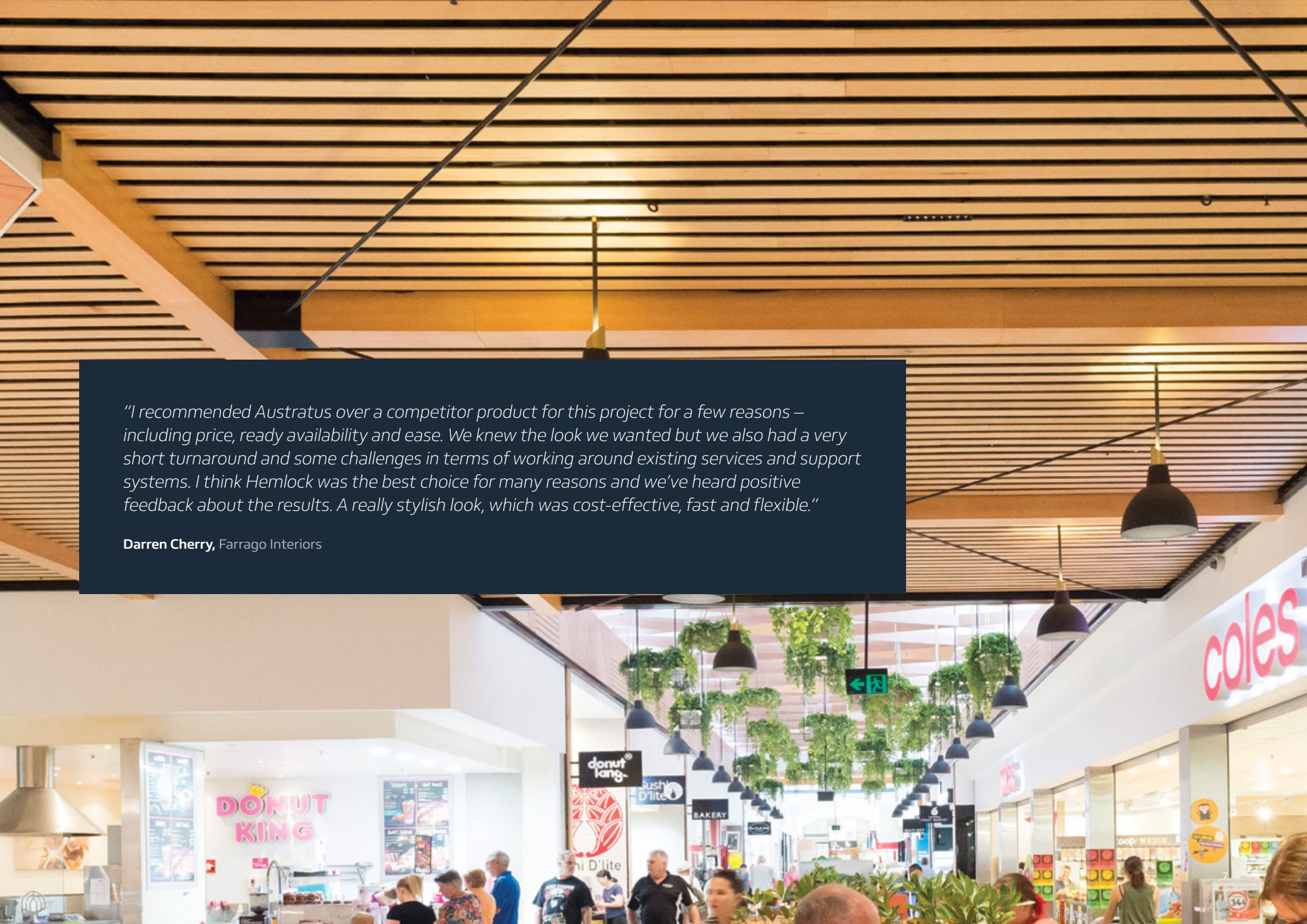
Available in **pre-finished clear** and a **range of stylish colour finishes**.



Acoustic and sustainability intelligence.



Easy clip-on system for fast installation and simple on-site customisation. Add building services and replace panels with ease.



"I recommended Austratus over a competitor product for this project for a few reasons – including price, ready availability and ease. We knew the look we wanted but we also had a very short turnaround and some challenges in terms of working around existing services and support systems. I think Hemlock was the best choice for many reasons and we've heard positive feedback about the results. A really stylish look, which was cost-effective, fast and flexible."

Darren Cherry, Farrago Interiors

Colours and species available

Austratus is available in your choice of Western Red Cedar or Hemlock. To complete the perfect look, Austratus offers a range of stylish finish options.

For Western Red Cedar, choose from classic Clear or in-vogue Pecan. You can also choose a rustic, knotty option from our Lumba Colour Range.

Our Hemlock profiles offer a range of stunning choices. Choose from classic Clear, or select an option from our brand new range of trending, beach-themed colours (exclusive to Cedar Sales).

This stunning range is inspired by the natural hues of Australia's coastline and comes in a subtle matte finish.

Photographs and drawings used are for illustration purposes only. Colours, grades and finishes on true products may vary. To view a physical sample or to order a sample kit, please contact your Austratus representative.

Hemlock

Hemlock is a stunning, naturally-blonde timber. This practical species has a smooth texture and straight, fine-lined grain, making it the ideal substrate for coating and staining. Achieving the perfect finish is easy with Hemlock.




Hemlock is:

- **Smooth & stylish** – Hemlock's smooth texture can be sanded to a silky, reflective surface for a light ambience that darkens with age.
- **Resilient surface** – Hemlock is strong and offers excellent wear resistance. Instances of warping and twisting are low.
- **Sustainable** – our Hemlock is PEFC™ Certified.
- **Perfect for coatings** – Hemlock is ideal for coating and staining, accepting any paint, stain, or clear finish with outstanding results.
- **Easy to work with** – Hemlock responds well to planing and moulding and can be both screwed or nailed.

Hemlock finishes:

- Clear
- Beach Hut Grey
- Cocoa Sand
- Midnight Sea
- Cove White
- Rusted Copper

Hemlock Matte Finishes



Western Red Cedar

Western Red Cedar is one of the world's most unique softwood species, renowned for its natural beauty and durability. Boasting rich tones and stylish looks, Western Red Cedar will add warmth and ambience to your space.

NOW
AVAILABLE IN
ALUMINIUM

Western Red Cedar is:

- **Versatile, distinctive and stylish** – able to achieve a variety of aesthetics.
- **Stable and straight** – resists warping, cupping, twisting and rot.
- **Sustainable** – our Western Red Cedar is PEFC™ Certified.
- **Termite resistant** – offers naturally-occurring preservatives.
- **Durable** – our Western Red Cedar offers an Australian Durability Rating of 2.
- **Suspension capability** – able to suspend two fixed support points better than any other known species.
- **Thermal insulation and sound control** – outperforming other softwoods as well as brick and concrete.


Western Red Cedar finishes in Clear Grade Cedar:

- Clear
- Pecan





Western Red Cedar Finishes in Knotty Grade Cedar:

- Lumba Clear
- Lumba Black
- Lumba Grey
- Lumba White
- Lumba Rust

Premium Grade



Tight Knot Grade (Lumba Range)



Profiles available

Austratus comes in various sizes of pre-finished Fin, Flat or Fin Combo profiles. All Austratus fin profiles are interchangeable. See below for profile codes and sizes.



Fin 90 x 30mm



Fin 60 x 30mm



Fin 40 x 30mm



V-Fin
60 x 30mm



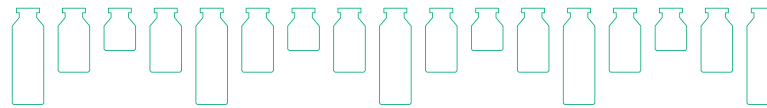
Flat Panel
90 x 18mm

NOW
AVAILABLE IN
ALUMINIUM

Combine profiles to create unique architectural features

All Austratus profiles are interchangeable and can be spaced at custom intervals, allowing you to control the exact landscape of your design. Add depth and dimension with endless combinations at your fingertips. You can get as creative and as varied as you wish – the only limit is your imagination. Below are some standard combination examples for inspiration. We can't wait to see what other exciting combinations are created.

Combination #0001



Combination: Fin 90 x 30mm, Fin 60 x 30mm, Fin 40 x 30mm, Fin 60 x 30mm, Fin 90 x 30mm.

Combination #0002



Combination: Fin 60 x 30mm, Fin 40 x 30mm, Fin 60 x 30mm, Fin 40 x 30mm.

Combination #0003



Combination: Fin 90 x 30mm, Fin 40 x 30mm, Fin 40 x 30mm, Fin 40 x 30mm, Fin 90 x 30mm.





"It was a pleasure dealing with the Austratus team – from estimating to delivery -they helped us all the way, which made a complex project just that little bit easier. Their installation system was refreshingly easy to work with and adapt for the specific project. The fact that they were able to meet all the architects' requirements regarding the finishes, whilst delivering the materials to meet the program would definitely make me want to recommend them as an alternative to any specified ceiling system on future projects. I look forward to doing more projects with Austratus."

Drago Bozic, Parsh Power Interiors NSW Pty Ltd



Applications



Retail shopfitting



Homes



Office and commercial fit-outs



Theatres



Auditoriums



Clubs, pubs, restaurants
and hotels

Talk to us about your custom requirements

If you require even more choice and flexibility, talk to your Austratus representative regarding your custom project needs. Backed by the in-house manufacturing and coating capabilities of architectural timber specialists, Cedar Sales, Austratus can provide custom solutions to set your next project apart. Consider us your project design partner. Talk to us about timber species selection, customised profile shapes, unique combinations and bespoke finish options.

The only limit is your imagination.





Specifying Austratus is easy



Step 1.

Measure your space

The square meterage is all you'll need to get started.



Step 2.

Specify the species

Austratus is available in Western Red Cedar and Hemlock. Remember to specify either Clear Grade or Knotty Grade when specifying Western Red Cedar.



Step 3.

Select the profiles

Austratus offers five standard profile designs. All fin profiles are interchangeable, meaning you can specify more than one profile for your project if you wish (see standard combination examples or create your own combination from scratch).



Step 4.

Determine the spacing

For an economical solution, profiles can be spaced at larger intervals (normally in 30mm increments) to reduce the number of profiles needed.



Step 5.

Choose the perfect finish

Western Red Cedar profiles are available in classic Clear or in-vogue Pecan.

Western Red Cedar Knotty is available in the Lumba Colour Range.

Hemlock profiles are available in classic Clear or one of five beach-themed colours: Beach Hut Grey, Cocoa Sand, Midnight Sea, Cove White or Rusted Copper.

Installation made easy – four simple steps

Step 1.

Simply fix your L-shaped trim to the walls as a level border.



Step 2.

Place rails up to 600mm apart




Step 3.

Place the plastic clips onto the battens approximately 600mm apart. The clips slide for minor adjustments.



Step 4.

Now you're ready to start inserting your timber lengths. Simply push the timber up, clicking the clips into the rails.



Need help making your decision?

Contact your Austratus representative to discuss your exact project needs.

You can also order an Austratus Product Sample Kit if you wish to see physical samples of the product before making your decision.

For more detailed installation information and videos on walls, screens and ceilings, visit austratus.com.au

**For inspiration,
specification details
& downloads visit...**

www.adxarchitectural.com.au



(08) 8292 5000 solutions@adxdepot.com.au

For more information & to buy online visit
www.adxdepot.com.au